

Learning the Angel System

(New Users)



Ashland University's system does not work well with some browsers.

AOL seems to cause special problems.

**If you do not have Internet Explorer or Firefox,
go to the Mozilla-Firefox website and download their program
BEFORE you log on. Then log on to the internet through Firefox.**

**The Mozilla-Firefox download can be found at
www.mozilla.com/en-US/firefox/firefox.html**

You can find the electronic course right from your Ashland University
“Current Student” page. The electronic courses are hosted by **ANGEL**

The screenshot shows the Ashland University website navigation menu. The 'CURRENT STUDENTS' link is circled in red. A red arrow points from this link to the 'ANGEL' icon in the footer navigation bar.

ASHLAND UNIVERSITY

REQUEST INFORMATION | SCHEDULE A VISIT | APPLY TODAY!

SEARCH

FUTURE UNDERGRADUATES | GRADUATE SCHOOL | PROFESSIONAL DEVELOPMENT | **CURRENT STUDENTS** | FACULTY & STAFF | ALUMNI & VISITORS

PLEASE SELECT { ACADEMIC SUPPORT | ACADEMICS | ATHLETICS | CALENDAR
CAMPUS LIFE | LIBRARY | PARENTS & FAMILY | PAYING FOR COLLEGE

THU Apr 21	FRI Apr 22	SAT Apr 23	SUN Apr 24	MON Apr 25
ATS Maundy Thursday - No...	Easter Break	Outdoor Track Away 12:00 am	Easter Brunch	No Classes on Mansfield C...
Spring Football Game	ATS No Clas	Softball at Home 12:00 pm		ATS Mid-Term Exams
The Well	Women's ... at Home			Classes Resume
Sparks Prayer Ministry	Baseball Home			Newman Catholic Ministrie...
	Softball at Home			Sparks Prayer Ministry
	Tennis at Home			

ACADEMIC DEPARTMENTS | **ANGEL** | CALENDAR | CAMPUS SERVICES | DINING MENU | EMAIL | INTRAMURALS | LIBRARY | REGISTRAR | WEBADVISOR



Log On

Username

Password

[I forgot my password](#)

System Check

Firefox
 Version: 3.5 Platform: Windows
 Resolution: 1280x768 (32 bit color)

Requirements	Plugins
<input checked="" type="checkbox"/> Ajax	<input checked="" type="checkbox"/> Acrobat Reader
<input checked="" type="checkbox"/> Cookies	<input checked="" type="checkbox"/> Flash Player 10
<input checked="" type="checkbox"/> Java	<input checked="" type="checkbox"/> Quicktime Player
<input checked="" type="checkbox"/> Javascript	<input checked="" type="checkbox"/> Windows Media
<input checked="" type="checkbox"/> Popups	<input checked="" type="checkbox"/>

Public Announcements

View: Past **Present** All | Sort: Descending

Monday, June 15, 2009

Common Questions about ANGEL:

Q: What is my Username and Password?

A: Your username is the first part of your AU e-mail address. (Example: John Doe would be *jdoe*)

Your password is your 7-digit AU ID Number.

- If you need a password to be reset, please contact the Help Desk at extension 419-289-5405.

Q: Where can I find help on using ANGEL?

A: We have an ANGEL Student Quickstart Guide which you can ALWAYS download as a PDF by clicking the "Question Mark" button on the left.

You can also download the ANGEL Quickstart guide by clicking here: [ANGEL 7.4 Student QuickStart Tutorial.pdf](#) (right click on the link and choose SAVE LINK AS to download guide to your computer)

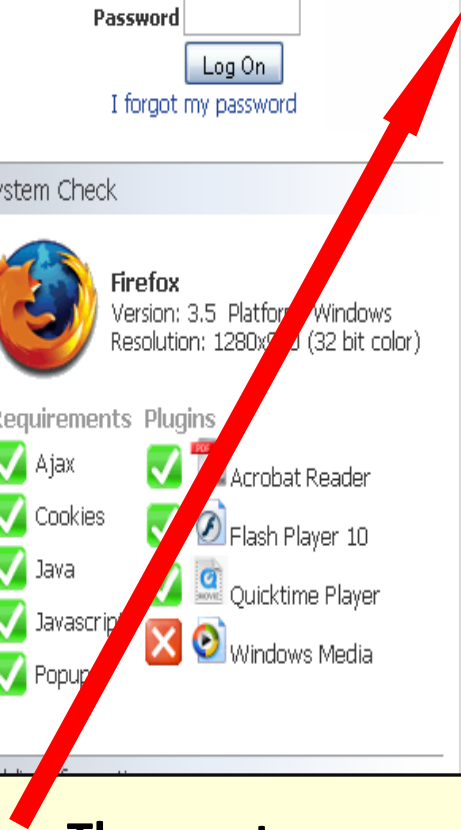
Are you a student and would like to watch a Mediasite video on how to use ANGEL? [Click here.](#)

Q: What web browsers are supported when using ANGEL?

A: Students who wish to use ANGEL should have either, Internet Explorer 7 or Firefox 3 installed. While much of the ANGEL system works in Safari (on a Macintosh), Safari is NOT a supported browser. Students using Macs should download the latest version of Firefox. Google Chrome is also a non-supported browser.

Q: When should I be able to log into my new ANGEL course?

A: Courses are auto-populated with student rosters approximately 21 days before the start date of your course. Your course start date is listed in Web Advisor. If you receive an error that says your account is expired, it could be because you are currently not within 21 days of your course start date. After your course is finished at the end of the semester, you will have 14 days of access to see that course. The Registrar's Office will auto-populate ANGEL courses every night at midnight. If you register for a course today, you will not be able to access the ANGEL portion of your course until midnight tonight.



The most common questions involve usernames and passwords. Look at the information provided to figure out your log-on information. If you are having problems, the Help Desk usually can help you very quickly...

ANGEL® | LEARNING
MANAGEMENT
SUITE





Log On

Username Password [I forgot my password](#)

System Check

**Firefox**Version: 3.5 Platform: Windows
Resolution: 1280x960 (32 bit color)

Requirements Plugins

- | | |
|--|--|
| <input checked="" type="checkbox"/> Ajax | <input checked="" type="checkbox"/>  Acrobat Reader |
| <input checked="" type="checkbox"/> Cookies | <input checked="" type="checkbox"/>  Flash Player 10 |
| <input checked="" type="checkbox"/> Java | <input checked="" type="checkbox"/>  Quicktime Player |
| <input checked="" type="checkbox"/> Javascript | <input checked="" type="checkbox"/>  Windows Media |
| <input checked="" type="checkbox"/> Popups | |

Public Announcements

View: Past **Present** All | Sort: Descending

Monday, June 15, 2009

You should look at the screen on the bottom to see if there are any problems with your system. If you see a red "X", you will need to download a program. All of these programs can easily be found on the internet and are free....

[\(click here to choose SAVE LINK AS to download guide to your computer\)](#)Are you a student and would like to watch a Mediasite video on how to use ANGEL? [Click here.](#)**Q: What web browsers are supported when using ANGEL?**

A: Students who wish to use ANGEL should have either, Internet Explorer 7 or Firefox 3 installed. While much of the ANGEL system works in Safari (on a Macintosh), Safari is NOT a supported browser. Students using Macs should download the latest version of Firefox. Google Chrome is also a non-supported browser.

Q: When should I be able to log into my new ANGEL course?

A: Courses are auto-populated with student rosters approximately 21 days before the start date of your course. Your course start date is listed in Web Advisor. If you receive an error that says your account is expired, it could be because you are currently not within 21 days of your course start date. After your course is finished at the end of the semester, you will have 14 days of access to see that course. The Registrar's Office will auto-populate ANGEL courses every night at midnight. If you register for a course today, you will not be able to access the ANGEL portion of your course until midnight tonight.

Public Information

- [Ashland Event Calendar](#)
- [Ashland University News](#)
- [Public Surveys](#)
- [Public Forums](#)

Log On

Username Password

Log On

[I forgot my password](#)

Public Information

[Ashland University Library](#)
[Ashland Event Calendar](#)
[Ashland University News](#)
[Public Surveys](#)
[Public Forums](#)

Search and Help

[Ashland Course Listings](#)
[Community Search](#)
[AU Campus Directory](#)
[Help](#)
[Guided Tour](#)

System Check

AOL

Version: 9 Platform: Windows
Resolution: 1280x1024 (32 bit color)

 This is not a supported browser.
Please use Internet Explorer or Firefox.

Requirements Plugins

<input checked="" type="checkbox"/> Ajax	<input checked="" type="checkbox"/> Acrobat Reader 7
<input checked="" type="checkbox"/> Cookies	<input checked="" type="checkbox"/> Flash Player 9
<input checked="" type="checkbox"/> Java	<input checked="" type="checkbox"/> Quicktime Player 5

Public Announcements

View: Past Present All | Sort: Descending

Sunday, June 01, 2008

 Common questions about ANGEL:

Q: What is my Username and Password?

A: Your username is the first part of your AU e-mail address. (Example: John Doe would be *jd*oe)

Your password is your 7-digit AU ID Number.

- There is one exception to a password however. In ANGEL, **sometimes** a password that starts with a zero gets deleted from the beginning of the password. Thus, 0123456 is now just 123456. If you have difficulty logging in, please try taking off the first zero in your AU ID Number. **If you need a password to be reset, please contact the Help Desk at extension 419-289-5405.**

Q: Where can I find help on using ANGEL?

A: We have an **ANGEL Student Quickstart Guide** which you can **ALWAYS** download as a PDF by clicking the  button on the left. Then, click on the word "GUIDES" in the top right hand corner of the help window.You can also download the **ANGEL Quickstart guide** by clicking here: [ANGEL_72_Student_Quickstart.pdf](#) (right click on the link and choose SAVE LINK AS to download guide to your computer)

If you see a warning like the one here (red type),
you are not using a recommended browser
and will need to download one...



ANGEL® | LEARNING
MANAGEMENT
SUITE





Log On

Username Password [I forgot my password](#)

System Check

**Firefox**Version: 3.5 Platform: Windows
Resolution: 1280x960 (32 bit color)

Requirements Plugins

- | | |
|--|--|
| <input checked="" type="checkbox"/> Ajax | <input checked="" type="checkbox"/>  Acrobat Reader |
| <input checked="" type="checkbox"/> Cookies | <input checked="" type="checkbox"/>  Flash Player 10 |
| <input checked="" type="checkbox"/> Java | <input checked="" type="checkbox"/>  Quicktime Player |
| <input checked="" type="checkbox"/> Javascript | <input checked="" type="checkbox"/>  Windows Media |
| <input checked="" type="checkbox"/> Popups | |

Public Information

[Ashland Event Calendar](#)
[Ashland University News](#)
[Public Surveys](#)
[Public Forums](#)

Public Announcements

View: Past **Present** All | Sort: Descending

Monday, June 15, 2009

**Common Questions about ANGEL:****Q: [What is my Username and Password?](#)****A:** Your username is the first part of your AU e-mail address. (Example: John Doe would be *john.doe*)

Your password is your 7-digit AU ID Number.

- If you need a password to be reset, please contact the Help Desk at extension 419-289-5405.

Q: [Where can I find help on using ANGEL?](#)**A:** We have an ANGEL Student Quickstart Guide which you can ALWAYS download as a PDF by clicking the "Question Mark" button on the left.You can also download the ANGEL Quickstart guide by clicking here: [ANGEL 7.4 Student QuickStart Tutorial.pdf](#) (right click on the link and choose SAVE LINK AS to download guide to your computer)Are you a student and would like to watch a Mediasite video on how to use ANGEL? [Click here.](#)**Q: [What web browsers are supported when using ANGEL?](#)****Now you are ready to enter the site.****Type in your "Username"****(only the number...not the letters "au")****and your "Password"****in the boxes located in the upper left corner****of the screen. Then click "Log On".**EL system
ersion ofcourse
e currently
days of
er for a

Log On

Username

Password

Log On

[I forgot my password](#)

System Check



Firefox

Version: 3.5 Platform: Windows
Resolution: 1280x960 (32 bit color)

Requirements Plugins



Ajax



Acrobat Reader



Cookies



Flash Player 10



Java



Quicktime Player



Public Announcements

View: Past **Present** All | Sort: Descending

Monday, June 15, 2009



Common Questions about ANGEL:

Q: What is my Username and Password?

A: Your username is the first part of your AU e-mail address. (Example: John Doe would be *jdoe*)

Your password is your 7-digit AU ID Number.

- If you need a password to be reset, please contact the Help Desk at extension 419-289-5405.

Q: Where can I find help on using ANGEL?

A: We have an ANGEL Student Quickstart Guide which you can ALWAYS download as a PDF by clicking the "Question Mark" button on the left.

You can also download the ANGEL Quickstart guide by clicking here: [ANGEL 7.4 Student QuickStart Tutorial.pdf](#) (right click on the link and choose SAVE LINK AS to download guide to your computer)

Are you a student and would like to watch a Mediasite video on how to use ANGEL? [Click here.](#)

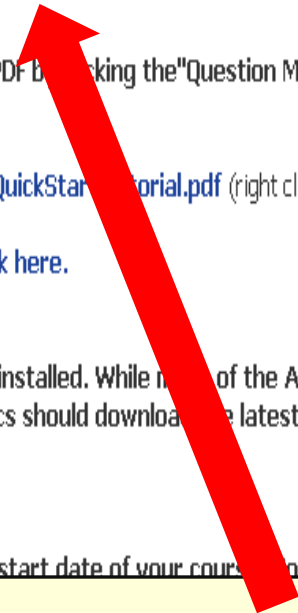
Q: What web browsers are supported when using ANGEL?

A: Students who wish to use ANGEL should have either, Internet Explorer 7 or Firefox 3 installed. While most of the ANGEL system works in Safari (on a Macintosh), Safari is NOT a supported browser. Students using Macs should download the latest version of Firefox. Google Chrome is also a non-supported browser.

Q: When should I be able to log into my new ANGEL course?

A: Courses are auto-populated with student rosters approximately 21 days before the start date of your course. Your course

**Remember, if you do not know your log-on information,
see this box for assistance or call
the Help Desk (419-289-5405)**



Now you should be on your personal home page.
It will contain all of your distance courses.
Our course should be listed for you.
Click on the course to enter the class site.



Home

 Home

[Edit Page](#)

Courses

Find a Course

09fa

EDEC 448 X / 593 OL1 (2009 Fall) Bio-Medical Issues

Role: Instructor

10sp

EDEC 400 A CT1 OL1 638 OL1 (2010 Spring) Behavior and Social Intervention

Role: Instructor

EDEC 448 A OL 593 OL1 (2010 Spring) Biomedical Issues

Role: Instructor

Maria Sargent

[Refresh](#)

Course Mail



[View Inbox](#)

View, read, and compose messages



[Quick Message](#)

Skip the Inbox and start your message.



[Unread Messages](#)

All

0 messages

Repositories

Personal: Maria Sargent

Role: Owner

Community Groups

Find a Group

Alternative Instructional Delivery Standing Committee

Role: Leader

College of Education

Role: Leader

Department of Early Childhood Education

Role: Member

My Announcements

View: **Unread All** | [Mark as read](#)

There are no new announcements.



- Tasks
- Milestones (3)
- Personal Tasks (0)
- Unread Mail (0)
- Ungraded Items (0)

EDEC 448 A OL 593 OL1 (2010 Spring) Biomedical Issues

Edit Page

Refresh

Course Announcements

View: Past Present All | Sort: Descending
There are no new announcements.

Wimba

Wimba Instructor View

Launch New Content Reports Schedule Settings Delete

All Live Classrooms Voice Tools

- Live Classrooms
 - Main Room
- Voice Board
 - There are no Voice Boards available at this time
- Voice Presentation
 - There are no Voice Presentations available at this time
- Wimba Podcaster
 - Podcast



**This is an example of a course “home page”.
Each professor sets up their course differently.
This is how I set up mine...**



- Tasks
- Milestones (3)
- Personal Tasks (0)
- Unread Mail (0)
- Ungraded Items (0)

EDEC 448 A OL 593 OL1 (2010 Spring) Biomedical Issues

Edit Page

Refresh

Course Announcements

View: Past Present All | Sort: Descending
There are no new announcements.

Wimba

Wimba Instructor View

Launch New Content Reports Schedule Settings Delete

All Live Classrooms Voice Tools

- Live Classrooms
 - Main Room
- Voice Board
 - There are no Voice Boards available at this time
- Voice Presentation
 - There are no Voice Presentations available at this time
- Wimba Podcaster
 - Podcast



From one semester to another, I might change the color scheme or pictures, but I always keep the content the same.

Home ▶ Course

Maria Sargent

Tasks

- Milestones (0)
- Personal Tasks (0)
- Unread Mail (0)
- Ungraded Items (0)

EDEC 400 A CT1 OL1 638 OL1 (2010 Spring) Behavior and Social Intervention

Edit Page

Refresh

Course Announcements

View: Past Present All | Sort: Descending

Tuesday, November 24, 2009

Welcome to Behavior and Social Interventions (EDEC 400 and EDEC 638). If you have not yet reviewed the pre-course power points at www.ashland.edu/~msargent please do so ASAP. The review will take approximately 30 minutes and is required before we begin class together.

If you look under the "CONTENT" tab at the top, you will find the course syllabus for your section. Please save this file to your own computer so you can refer to it at a later date. Day section students will receive a copy of the syllabus the first day of class. Evening section students should print a copy and have it handy for that first class period. We will review course expectations and assignments when we meet that first time.

Again, welcome to this course. I look forward to a wonderful semester :-)

Wimba

Wimba

Instructor View

Every link you need can be found on this opening page.
At the top you will see **Course Announcements** for your class.
Look at this section every time you log on...

Home Course

Tasks

- Milestones (15)
- Personal Tasks (0)
- Unread Mail (0)
- Ungraded Items (0)

EDEC 448 OL1X / 593 OL1X (2011 Summer)

Edit Page

Course Announcements

View: Past Present All | Sort: Descending

There are no new announcements.

About This Section

Use this link to enter the WebEx Classroom:

- Go to <https://ashlanduniversity.webex.com/ashlanduniversity/j.php?ED=16937543&UID=14123103&RT=MmMg%3D%3D>
- If requested, enter your name and email address.
- This meeting does not require a password.
- Click "Join".

Grades

10 | 20 | 30 | 40 | 50 | 60 | 70 | 80 | 90 | 100

Applications 0%


Weekly Activities 0%

Exam 1 0%

Exam 2 0%

WebEx Classroom

If you wish to enter the web-based classroom to attend a live review session, please use the provided link.



**This completes
our overview
on how to
access Angel.**

Next Topic...

“Navigating the Course”